



Breezy Knoll Child Care Center

311 Stillwater Road
Smithfield, RI 02917
(401) 232-7177



NOVEMBER 2010 NEWSLETTER

GIVING TREE

This holiday season, Breezy Knoll is working with the Smithfield Welfare Department in their Adopt-a-Family program. We will provide gifts for a Christmas for two families. Soon, we will set up a "Giving Tree" in the front hall. If you want to help, simply take an ornament from the tree and attach it to the wrapped gift you are donating, (very important!), then return it to the box in the front hall. This program ends on Friday, December 5. All gifts are due by that date to ensure delivery in time to the Welfare Department. We thank you on advance for your kindness and generosity.



FOOD DRIVE

We will continue to collect non-perishable food items to deliver to the Smithfield Welfare Office. Supplies of some particular food items are very low: coffee and tea, cereals, tuna, soups, fruit, cranberry juice, olives, and pickles. In place of perishables, they would like to get gift cards so people can get milk, bread and meat.

The Smithfield Welfare Office is located in the far end of the Smithfield Senior Center, adjacent to Deerfield Park. Donations can be made by contacting calling the office (949-4590 ext. 27). There is a basket in the front hall for your donations. We thank you in advance for your generosity.



BLOOD DRIVE

Next Blood Drive - 11/16/10 from 2:00pm - 5:00pm
Before picking your child up on that day, why not make a blood donation? In general, you need to be:


- in good health
 - 16 years of age, with no upper age limitations.
 - 16-year-old donors must weigh 130 pounds, and present a signed parental permission slip, which can be found under the 16-year-old area of the "Can I Donate" section of the RI Blood Center website.
 - 17-year-olds must weigh 110 pounds and are not required to present a signed parental permission slip, unless their particular school requires it.
- Most medications do not keep you from donating, nor does:
- A tattoo if it was applied in a licensed establishment by a licensed practitioner and is healed and pain free.
 - A heart attack. Most individuals can donate again once fully recovered.
 - A breast feeding mother six weeks after an uncomplicated birth.

Please visit the RI Blood Center website for more info.



SCHOLASTIC BOOK ORDER

To order scholastic books online, go to <http://pcool.scholastic.com/parentordering/login.jsp>
Class user name: bkcccfriends - password: fun2read
Browse, then place your order anytime until the due date.



REMINDERS

- * A registration form for Toddlers/Preschool for summer and fall 2011 is included in this newsletter. Please return the form as soon as possible to reserve placement. Registration forms for our other programs will be sent at a later date. If you need another form, please see Jeannette. Please note if you plan to include a sibling in either program. Thanks!
- * Please remember to send in a jacket, hat and mittens for your child. The mornings are very cool when the children go outside to play. We will play outdoors as long as the temperature is 32 degrees. It would be very helpful if your child had an extra pair of mittens or two, as they are easily misplaced.
- * Please note that there will be a slight increase in tuition fees beginning January 3, 2011. You will be provided with a fee sheet as soon as possible.

DATES TO REMEMBER

Thurs, Nov. 11 BK closed/Veterans Day
Thurs/Fri, Nov. 26/27 Thanksgiving Holiday
 Breezy Knoll Closed

PRESCHOOL NEWS

In November, we will focus on these learning goals: self-organization and self-concept, developing confidence in accomplishing new tasks, managing transitions, and following multiple step directions. Children will learn to take turns, including during conversations, and continue develop both fine and gross motor skills. In Math, the will begin to associate numbers of objects with the numeral. Some activities we will

Math

Experiment with patterns
Farm animals/barns
Match pumpkin to numeral
"Five Little Leaves"



Dramatic Play

Bakery
What's on the menu?
The Friendly Scarecrow
Felt board faces



Creativity

Leaf person
Draw with chalk
Design a chameleon
Make a paper cookie



Physical Development

Nature rubbings
Cup stacking
Bean bag fun
Become a "human spider"

KINDERGARTEN NEWS

Colder weather is on its way. Please check the change of clothes for your child to make sure it's suitable for the colder weather. Also, we will be going outside, especially on snowy days! Students will need boots, snow pants, hats and mittens. Please label everything! We wish you all a Happy Thanksgiving! Please note that we will be closed on Thursday, Nov. 26 AND Friday, Nov. 27.



Science/Social Studies

Native Americans
Pilgrims/Mayflower
Giving thanks and family
Children around the world
Multicultural



Language Arts

Scholastic "Let's Find Out"
Poetry/rhyming words
Fact/fiction
Home addresses
Sight words
Author/Illustrator
Beginning sounds



Books

Turkey's Gift to the People
The Pilgrims of Plymouth
Native Americans
My Colors
The Tub People



Math

Estimation
Measuring
Graphing family members
Number identification
Printing numerals
Surveys
Sequencing
Addition



FUN FAMILY ACTIVITIES—RIELS

Through interactions with family and friends, children learn to play, share, and work together. They also learn to care for one another and resolve conflicts that may arise. **FAMILY TIME:** Children enjoy spending time with their family.



- * Create special traditions and memories that your child will always remember – Friday night pizza, fishing on Opening Day, game night, walks in the park, Sunday dinner, talking and reading before bedtime.
- * Have conversations at mealtimes. Family members can share stories about their day.
- * Spend time together each day talking and listening to your child's stories.
- * Let your child know that he/she is an important member of the family.

SNOW CANCELLATIONS

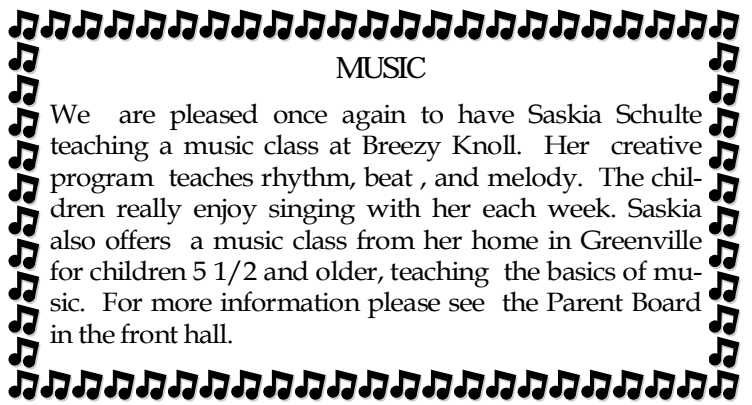
The Rhode Island Broadcasters Association has notified us that its member television and radio stations have unified for notification of the cancellation/delay process due to inclement weather. You will still receive the information as in the past on your favorite radio and television station and their websites. Attached is a complete listing of the participating stations.



New option: If you choose, you can register to be personally notified on your home or cell phone, PDA or email address. The simple registration form is available on the websites of participating radio and television stations. Please see list attached.

MUSIC

We are pleased once again to have Saskia Schulte teaching a music class at Breezy Knoll. Her creative program teaches rhythm, beat, and melody. The children really enjoy singing with her each week. Saskia also offers a music class from her home in Greenville for children 5 1/2 and older, teaching the basics of music. For more information please see the Parent Board in the front hall.



CHILDREN'S FLEECE JACKETS

Breezy Knoll is offering children's fleece jackets and zippered, hooded sweatshirts with our logo for sale. The sizes of the sweatshirts range from 2T - 4T, and the fleece in Youth sizes: extra small, small, medium and large. You may choose from red or navy, and the price is a mere \$15.00! With the cooler weather here, the jackets are the perfect "extra layer" your child may need, indoors and out! Please see April to purchase one.

BOOKS TO ENJOY

Some books to enhance math skills are:

- Math in the Bath by Sara Atherlay
- A Chair for My Mother by Vera Williams
- Math in the Bath by Sara Atherlay



FOOD AT THE CENTER

With the holidays approaching, we remind you that all food brought to school to share with friends must be store-bought with the ingredients panel clearly marked. We must be very sensitive to the needs of our children with allergies. We thank you for your help.

Optional Lunch Milk/Juice Money

If you would like Breezy Knoll to serve milk/juice to your child at lunch time, please enclose 25 cents for each day of the month your child will receive milk/juice. Place money in an envelope and drop in the mailbox over sign in book in the front hall. Thanks.

Child's Name _____

Milk/Juice money enclosed for month of: (circle one)

Jan Feb Mar Apr May Jun Jul Aug Sep Oct Nov Dec

Amount enclosed \$ _____

Please keep separate from Tuition Money. Thank you.



TODDLER NEWS



The holiday season is upon us, and we are looking forward to a fun-filled end of the year. During the month of November, we will talk about health and nutrition and the importance of eating healthy foods and snacks. We will also focus on our families and how much we love them. The children are really enjoying the wall of family pictures in their room. The pictures provide a good source of comfort. If you haven't brought in a picture, it's never too late! We would like to have all of our families represented. Thanks!


Many thanks for your donations of photo paper and ink cartridges! We are taking numerous pictures of the children in action during the day and posting them for all to see. A picture really does speak a thousand words! Please take notice of our "Parent Information Board" located by the Toddler room door for information. Also be sure to take a minute to view the door itself for pictures of your child! Just a few reminders: *Please remember to send in a jacket, hat and mittens for your child. The mornings are very cool when the children go outside to play. *Please wash all quiet time items weekly. *PLEASE REMEMBER TO LABEL EVERYTHING belonging to your child. *Remember to check your child's extra clothes at the center to be sure they are suitable for the colder weather. We wish you all a Happy Thanksgiving!

MAKING FAMILY TIMES FUN



Holidays and family gatherings go hand in hand. But the general excitement and the large numbers of people and strange faces can also overwhelm preschoolers. Here are some suggestions for helping your child become familiar with family members before they visit for a holiday, and tips for making large family events easier on a young child.

Preparing for the "Big Event": If you are hosting the family gathering, be sure to get your child involved. Share your ideas for foods and activities, especially for younger family members. On the day of the party, enlist your child as your "assistant" by giving him/her special projects, like setting the kids' table and placing name cards.



Every Picture Tells a Story: Even the youngest child loves to look at pictures of people he/she knows. Go through the family album and name each person. As you are looking at the photos, ask your child, "'Who is wearing a funny hat? I see Daddy; do you? Where is he? I see Grandma and Grandpa. Where do they live?'" Be sure to talk about relatives your child may not see as often or has never met before, to prepare for their visit. When the gathering comes, instead of being overwhelmed by unfamiliar faces, your child will be able to greet one he or she now knows.

Feeling Good on Party Day: Ensure your child will be in good spirits for the party by setting bedtime a little earlier the night before, and cut down on foods that can affect your child's behavior. Dress him/her in clothing that is appropriate for the occasion, but that he/she will be comfortable in. Big family gatherings can be as stressful as they can be delightful. Preparing your child will help you both to have a better time.

HAPPY BIRTHDAY

This month, we Happy Birthday to:
 Christian P. (11/4), Emerson G. (11/5),
 Samuel C. and Raven B. and
 Kenneth R. (11/9), Joshua C. (11/20),
 Samuel V. (11/21), Meagan S. (11/22),
 and Brooke B. (11/25).

PARENT TIP OF THE MONTH

From Family Communication for Early Childhood Programs
 Children getting dressed on time in the morning can be a real challenge for many of us, but it is particularly difficult for young children who have to contend with buttons, zippers, and shoelaces, when their fine motor skills are still developing.



When trying to get ready to leave the house at a certain time, parents will probably need to help young children with the dressing process. Preschool children want to be independent, but get easily frustrated when the buttons won't do what they want them to do, or the zipper will not cooperate. This frustration leads to a stressful morning.


Helping children learn to button buttons, to zip zippers, and to tie shoes is best done during less stressful times. Concentrate on one skill at a time. Work together and assure children that they will be able to do this with practice. As a parent, you may want to consider shoes with Velcro fasteners, as well as other clothing items that young children can manage more easily as these skills are developing.



Learning to control hands and fingers according to information received from sight is a coordination skill that will aid children in early attempts of reading and writing.

We adults can provide many different opportunities for children to develop these skill. Dressing and undressing dolls and dramatic play with clothes that have buttons and zippers are good for practice. Activities such as shaping playdough, stringing beads, and placing pegs into pegboards also enhance the fine motor skills needed for dressing.

With appropriate experiences, your child will gradually master all the intricacies of dressing.

 * * * * *
 *  *
 * To us, family means putting your arms *
 * around each other and being there. *
 * -Barbara Bush *
 * * * * *

SONGS AND FINGERPLAYS

The Shape Up Song

(Tune Farmer in the Dell)
We're jumping up and down.
We're jumping up and down.
We're getting lots of exercise
We're jumping up and down.



Other actions::

We bend and touch our toes...
We kick or legs up high...
We jog around the room...
We wiggle our whole body...
We stretch up to the sky...

Five Little Turkeys



(Tune:: 5 Little Pumpkins)
Five little turkeys, sitting on the fence.
The first one said, "Oh, my, I'm so immense!"
The second one said, "I can gobble at you."
The third one said, "I can gobble, too."
The fourth one said, "I can spread my tail."
The fifth one said, "Don't catch it on a nail!"
The farmer came along and stopped to say,
"Turkeys are best on Thanksgiving Day!"

The Growing Song

(Tune: Frere Jacques)
We need food and we need water.
We need sleep, lots of sleep.
To help our bodies grow
From our heads down to our toes.
Grow, grow, grow.
Grow, grow, grow.



The More We Are Together

The more we are together, together, together,
The more we are together, the happier we'll be.
For it's (child's name) and (child's name)
And (child's name) and (child's name).
The more we get together, the happier we'll be!



We Eat Turkey

(Tune: Frere Jacques)
We eat turkey, we eat turkey.
Oh, so good, oh, so good.
Always on Thanksgiving,
Always on thanksgiving.
Yum, yum, yum!
Yum, yum, yum!



Grandma's Glasses

Here are Grandma's glasses.
Here is Grandma's hat.
This is the way she folds her hands
And puts them in her lap.
Here are Grandpa's glasses.
Here is Grandpa's hat.
This is the way he folds his arms just like that!



You Are My Family

(Tune: You Are My Sunshine)
You are my family, my special family.
You take care of me every day.
It's so much fun when we're together.
We love to sing, to laugh, and to play.

You are my family, my special family.
We help each other in every way.
When Mom is cooking, Dad is cleaning.
I like to help them every way.



Turkey Trot

(Tune: Hokey Pokey)
You put your right wing in,
You put your right wing out.
You put your right wing in
And flutter it all about!
You do the turkey trot and
You turn yourself around.
That's what it's all about!
Others: your long neck,
your beak, your wattle, etc.)

RIDDLE OF THE MONTH

Q: What did one math book say to the other?
A: I've got problems!



Hand Washing Song

(tune: Wheels on the Bus)
The soap on your hands goes
Sud, sud, sud.
Sud, sud, sud.
Sud, sud, sud.
The soap on your hands goes
Sud, sud, sud.
And the germs go down the drain.



Turkey in the Farmacyard

Turkey in the farmyard (Hold up open hand.)
Strut happily. (Wave hand.)
Show all your feathers. (Wiggle fingers.)
Bright as can be.
Gobble, gobble, turkey. (Wiggle thumb.)
Such a sight to see!



TODDLER/PRESCHOOL SUMMER 2011 REGISTRATION

SUMMER ENROLLMENT: YES my child will attend through the SUMMER OF 2011

NO my child will NOT attend during the SUMMER of 2011

Child's Name _____ Birth date _____

Program Attending: TODDLER PRESCHOOL Days Attending:

Mon Tue Wed Thu Fri Full day Half day

TODDLER/PRESCHOOL FALL 2011 REGISTRATION

FALL ENROLLMENT: YES my child will attend through the FALL of 2011

NO my child will NOT attend during the FALL of 2011

Child's Name _____ Birth date _____

Program Attending: TODDLER PRESCHOOL Days Attending:

Mon Tue Wed Thu Fri Full day Half day

Signed _____

Date _____

Rhode Island Broadcasters Association
Inclement Weather Cancellation Program

TELEVISION STATIONS

WLNE-TV/ABC 6 (www.abc6.com)
WJAR-TV/NBC 10 (www.turnto10.com)
WPRI-TV/CBS 12 (www.wpri.com)
CW 28 (www.cw28tv.com)
RI PBS/Channel 36 (www.ripbs.org)
WNAC-FOX (www.fox64.com)

RADIO STATIONS

FM DIAL:

92.3 WPRO (www.92profm.com)
93.3 WSNE (www.wsne.com)
94.1 WHJY (www.whjy.com)
95.5 WBRU (www.wbru.com)
98.1 WCTK (www.wctk.com)
99.7 WSKO (www.scoreamfm.com)
100.3 WKKB (www.latina1003.com)
101.5 WWBB (www.b101.com)
102.7 JAZZ (www.festivaljazz1027.com)
105.1 WWLI (www.litrock105fm.com)
106.3 WWKX (www.hot1063.com)
1450 WLKW (www.wnbh.com)

AM DIAL:

1590 WARV (www.warv.net)
630 WPRO (www.630wpro.com)
790 WSKO (www.scoreamfm.com)
920 WHJJ (www.whjjam.com)
1110 WPMZ (www.poder1110.com)
1180 WCNX (www.wcnx1180.com)
1240 WOON (www.onworldwide.com)
1290 WRNI (www.wrni.org)
1540 WADK (www.wadk.com)
1590 WARV (www.warv.net)