



Breezy Knoll Child Care Center

311 Stillwater Road
Smithfield, RI 02917



SEPTEMBER 2013 NEWSLETTER

PRESCHOOL NEWS

The month of September brings many changes. As school begins, we sadly say goodbye to some of our friends, but happily welcome some new ones, as well as welcome back others! Autumn begins, sparking new ideas and plans.

During the month, our focus for planning will be on social emotional development pertaining to a child's self-concept, self-control within the classroom, and ability to accept rules. Teachers will note how the children are able to communicate needs and participate in conversation. Different tools will be offered to enhance a child's creativity. Children will combine and use different senses depending upon the activity. Each teacher will plan curriculum according to the needs of her children to accom-



GROUP NAMES/TEACHERS

We hope to clarify any questions you may have by providing you with the following list:

<u>GROUP NAME</u>	<u>TEACHER(S)</u>
Toddlers	Lori, Wanda, Jillian
Transitional Preschool	Sarah
Honeybees Preschool	Jamie/Pam
Honeybees 2 Preschool	Jennah
Pre-Kindergarten	Gina/Bethany
Kindergarten	Mrs. McDuffee
After Kindergarten	Julia/Patrice
Morning/Afternoon Floater	Michele
School Age After School	Sarah



PARENT TIP OF THE MONTH

Dynamic Classrooms Are Not Quiet! from NAEYC Publication



Quiet classrooms do not mean that young children are learning. In fact, since oral language is very important during the early years, quiet classrooms may indicate that young children are not learning all they could be. Talking gives a child the opportunity to experiment with new words. It provides the vehicle for expressing ideas and current knowledge. Using words and talking about how things work, making comparisons, and retelling experiences lead to increased intellectual development. When children reconstruct experiences, sequence events, and point out similarities or differences, they are clearly engaging in higher-level thinking skills. And when kids are encouraged to ask questions, they not only gain information from adults' responses, but also build their competence and confidence as active seekers of knowledge and understanding. The vocabularies children use in reading and writing are based on the words they are familiar with from listening and speaking. But expanded vocabularies and other aspects of language growth occur through using language. Talking in the classroom may be a little noisy, but positive results are easily heard!

BEGINNING PRESCHOOL



As your three or four year old enters preschool, you may both experience the anxiety of separating in a new environment. Here are tips for making the beginning of preschool a positive experience for all.

Share your feelings: When it's time to separate, allow your child to express any feelings he/she feels. Stabilize the situation by sharing your feelings in a reassuring, calm manner.

Always say goodbye: Give closure to your departure and reinforce trust with your child by letting him/her see you leave.

Develop a routine: Departure routines help reassure a child who is feeling stressed. Involve your child in developing a routine that might include a good-bye song, a special hug, or a "secret" signal. As with big steps in life, there may be moments of uncertainty. Keep your hugs and smiles ready and you'll both do just fine!

A great book to share is *The Kissing Hand* by Audrey Penn. Chester Raccoon doesn't want to go to school--he wants to stay home with his mother. She assures him that he'll love school--with its promise of new friends, new toys, and new books. Even better, she has a special secret that's been in the family for years--the Kissing Hand. She takes her son's hand, spreads his tiny fingers into a fan and kisses his palm--smack dab in the middle: Whenever he feels lonely at school, all he has to do is press his hand to his cheek to feel the warmth of his mother's kiss.

EMAIL ADDRESSES



We are trying to communicate with our families by email as often as we can. There are many times when we need to send home paperwork, but for notices and the newsletter, email is very effective and saves a lot of paper! Kindly email: jeannette@breezyknoll.necoxmail.com to confirm the address we have on file for you. Thanks!



WELCOME BACK

We welcome Jennah Hubbell back to our staff! Jennah has taught at Breezy in past years and will be the teacher of our Honeybees 2 Preschool classroom. Patrice Mendoca also returns in the afternoons. We are happy to be working with them once again. Welcome back to you both!

SCHOLASTIC BOOKS



We will begin placing book orders again in September from Scholastic Books. When ordering, fill out the form, include payment, and return both to April's mailbox. Please remember to make checks payable to Scholastic Books, Inc. If you would like to order scholastic books online, go to:

www.scholastic.com/parentordering. Class user name: [bkccfriends](#)—password: [fun2read](#)

TODDLER NEWS



With the fall, a new school year begins. Our toddlers are making a smooth transition into the new routine. The Toddler teachers Lori, Wanda, and Jillian are looking forward to a great year with the terrific Toddlers! Feel free to share your joys, questions, or concerns with any of us.

We ask that you be sure your child's foods are cut properly to be safe for your child to feed him/herself. Hot dogs and grapes may become a choking hazard if not cut lengthwise. Sending foods in microwave-safe containers helps us greatly in serving lunch quickly. As you know, it is difficult for toddlers to wait, especially if they are hungry!

Some helpful reminders: 1) Please remember to label everything with first and last names. 2) A complete set of extra clothing appropriate for the weather should be kept here at Breezy. 3) We frequently take pictures for you to share in your child's daily activities. Donations of photo paper and HP ink cartridges #110 are greatly appreciated. 4) During the year, a "Projects Needs" list will be posted in the classroom. Your help in any way is always appreciated. We thank you in advance for your generosity.

We look forward to a fun-filled year of learning with the Toddlers!

FUN FAMILY ACTIVITIES—RI Early Learning Standards Different Faces



Help your child learn to recognize and name their own feelings and the feelings of others. Play a game of "making faces." Take turns asking each other to make different facial expressions. "Show me a happy face. Now, make a sad face, then an angry face, and a surprised face."

Ask your child to name the feeling by telling a short story. "Let's pretend you just lost your favorite toy. How would you feel? If you found your toy again, how would you feel?"

Ask your child to draw a face of someone feeling happy, sad, surprised, and tired. Talk to your child about the reasons people feel these emotions and how you could help.



PICTURES

Pictures play a very important role in our assessment practices. During the school year, the teachers will be taking photos of your child in activities and displayed in the classroom. We are asking for donations of photo paper and ink cartridges. The type we use is HP Tri-Color Print Cartridge #110. We appreciate any help you can give us! Thanks so much!



CLOTHING/SHOES

We would like to suggestions to the parents of the Toddlers and young preschoolers regarding your child's clothing and shoes. Because we are fostering a sense of independence in our young children, we ask that you send them dressed in clothing which requires little help from a teacher to pull on and off when using the bathroom. One-piece outfits are very difficult for a young child to manipulate; long straps sometimes end up in the water. Two piece outfits work best, especially those with elastic waistbands. Pull-ups with velcro side tabs work best when toilet-training! Tying shoes is a difficult task for a child to learn and a time consuming one for a teacher when dealing with a group of children. Many children's shoes offer velcro closures which are easy and quick to fasten. These shoes would help your child to develop independence when dressing and further boost confidence in learning yet another task. Preschoolers are so proud to say, "I can do it myself!"

REMINDERS



- ◆ *We ask that you leave all toys at home, except for a special day like "Show 'n Tell."
- ◆ Please use the front door when entering to pick up your child. For security reasons, we ask that you not enter through any of the back doors (which will be locked), or the side gates. Your child's safety is our first concern.
- ◆ Kindly be sure your child's change of clothes includes clothing suitable for the change of the season and cooler weather. Please label all items.
- ◆ All quiet time items need to be washed weekly. We remind you to label everything with your child's name.

DATES TO REMEMBER

Mon. Aug. 26	First day BK Kindergarten
Mon, Sep. 2	Labor Day BK closed
Sun, Sept. 22	Autumn begins
Mon, Sept. 23	Fundraiser begins
Fri, Oct. 11	Fundraiser ends



CAR SEAT SAFETY from healthychildren.org



One of the most important jobs as a parent is keeping your child safe when riding in a vehicle. Each year thousands of young children are injured in car crashes. Proper use of car seats helps keep children safe. But with so many different car seats on the market, it's no wonder many parents find this overwhelming.

The type of seat your child needs depends on several things, including your child's size and the type of vehicle you have. Read on for more information from the American Academy of Pediatrics (AAP) about choosing the most appropriate car seat for your child.

Note: The "Types of car seats at a glance" chart is a quick guide on where to start your search. It's important to continue reading more about the features and how to use your car seat. Additional safety tips are at the end of this article.

Check out this website for the full article and safety information: <http://www.healthychildren.org/english/safety-prevention/on-the-go/pages/car-safety-seats-information-for-families.aspx>

KINDERGARTEN NEWS



Welcome to school! We all look forward to a great year ahead. Kindly remember that Kindergarten begins promptly at 8:45 AM. Please make every effort to arrive in time for the beginning of class. Also, children need to bring in their homework folders daily. Please provide an extra set of clothes labeled with your child's name to leave at school. Thank you for helping your child to remember to leave all toys at home.

*On Wednesday, September 25, at 9:00 AM, the class will enjoy a field trip to Jaswell's Farm to pick apples. This is an eagerly anticipated annual trip! Chaperones are welcomed. More information will follow.

Social Studies
The American flag
Grandparents

Math
Graphing our features
1:1 correspondence

Science
The five senses
Feelings

Language Arts
"All About Me"
Creating alphabet books

PARENT TIP from RIELS Fun Family Activities Your Child's Social and Emotional Development

Being social is such a big part of who we are as people. Children should learn to join in and get along with others while feeling confident about who they are, as well as their place in the community. Children learn first by watching their parents, and then their friends. When your child shares positive experiences and is accepted by others, your child is developing a strong foundation for school and in the future.



FRIENDSHIP FINE ARTS from Parents Magazine

Walking into a classroom full of new faces can make any child quiver. To boost his bravery, give him a refresher course in making friends. Lesson one: Assure him that his classmates are just as nervous as he is. Talk about how you made friends at a new job or mommy group -- maybe you were worried at first, but everything turned out just fine.

Try role-playing to help your child feel comfortable approaching a potential friend. He might look for something he has in common with one of his classmates ("Hi, I'm Jack. I really like your backpack -- it's my favorite color. What's your favorite color?") "Let her order her meal at a restaurant or give money to a cashier so she can practice talking to new people," says Lonna Corder, founding director of the Playgroup preschool in San Francisco.

Don't forget to cover the ways your child can be a good friend, such as sharing and taking turns. Praise her when she shares toys or waits to use the swing at the park, and explain that children will be happy when she does the same at school.



PICK UP/DROP OFF

When dropping off or picking up your child, we urge you to not leave any child unattended in a vehicle outside. Someone will gladly help you with your children if you need assistance. If you expect to be more than a few minutes inside, please try to park where you will not block another parent who may be in a hurry. And, please don't park in front of the mailbox. We are unable to receive our mail delivery if there is a car blocking the mailbox. We strongly request that you do not leave your car running when coming into the building. This creates a potentially hazardous situation for others outside, and the fumes are unpleasant and unhealthy to inhale. Thank you!

FALL FUNDRAISER

We have chosen "Otis Spunkmeyer" and "Soul Warming Soups" as our choice for the annual Fall fundraiser. We will send home more information shortly. Please take a few moments to look through the two catalogs which have fifteen different types of cookie dough and thirteen different soup choices.



The "Dinner and Dessert" fundraiser begins on Monday, September 23, and ends on Friday, October 11.

As always, you are under no obligation to buy or sell in this fundraiser.


We thank you in advance for your consideration.

NUTRITIONAL LUNCHES

In the past, we have seen some not-so-healthy children's lunches. We will make some helpful suggestions and kindly request that you think about the nutritional value of the food items packed in your child's lunch. Remember, a balance in healthy, nutritional foods will make a lifetime statement and help your child become accustomed to making healthy foods choices.

Please avoid sugary and fatty items - "junk" food. Make sure that lunch offers a balance of the food groups. Think about yogurt (without gummies of candy). Remember that soda and/or candy are not allowed. Please provide fruit juice instead of fruit-flavored drinks or flavored milk. Be aware that fruit gummies and rollups are mostly sugar. Quiet time follows lunch, and it's hard for a child to settle down after eating/drinking sugary foods.

We make these suggestions with your child's best interest in mind. Thank you!



HAPPY BIRTHDAY

This month, we wish a Happy Birthday to:
Ella M. (9/3), Oliver A. (9/6),
Madison F. (9/8), Jake F. (9/20),
James L. (9/21), and Connor C. (9/25).

Optional Lunch Milk/Juice Money

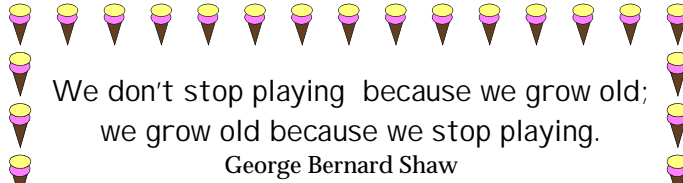
If you would like Breezy Knoll to serve milk/juice to your child at lunch time, please enclose 25 cents for each day of the month your child will receive milk/juice. Please place money in an envelope and drop in mailbox over the sign-in book. Thanks! Child's Name _____

Milk/Juice money enclosed for month of: (circle one)

Jan Feb Mar Apr May Jun Jul Aug Sep Oct Nov Dec



SONGS AND FINGERPLAYS

 We don't stop playing because we grow old;
we grow old because we stop playing.
George Bernard Shaw

Zip-a-dee-doo-dah
Zip-a-dee-doo-dah, zip-a-dee-ay!
My, oh, my, what a wonderful day!
Preschool is fun—lots of learning
and play.
Zip-a-dee-doo-dah, zip-a-dee-ay!

It's time for me to go now.
I'll be back on (Tuesday).
It'll be another fun day.
Zip-a-dee-ay!

The Apple Tree
Way up high in the apple tree
Two little apples looked down at me.
I shook that tree just as hard as I could!
Down came the apples.
Mmmm, were they good!



Who Is Here?
(Tune: Muffin Man)
Who is here at school
today?
At school today, at school today?
Who is here at school today?



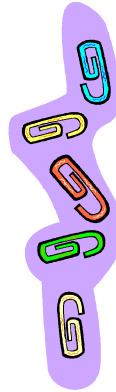
Going Home
(Tune: Mary Had a Little Lamb)
We had lots of fun today,
So let's all say "Hooray!"
See you all another day.
Let's be on our way.

Draw a Circle
Draw a circle, draw a circle,
Made very round.
Draw a circle, draw a circle,
No corners can be found.

Hug O' War
Shel
Silverstein
I will not play at tug o' war.
I'd rather play at hug o' war,
Where everyone hugs
Instead of tugs,
Where everyone giggles
And rolls on the rug,
Where everyone kisses,
And everyone grins,
And everyone cuddles,



Good Morning!
(Tune: If You're Happy and You Know It)
Good morning, preschool friends
How are You? (Good! Good!)
Good morning, preschool friends
How are You? (Good! Good!)
It's time to start our day.
We will learn and work and play.
Good morning, preschool friends
How are You? (Good! Good!)



Open, Shut Them
Open, shut them, open, shut them.
Give a little clap.
Open, shut them, open, shut them.
Put them in your lap.
Creep them, creep them,
Creep them, creep them
Right up to your chin.
Open up your little mouth
And do not let them in!



Children are apt to live up
to what you believe of them.
-Lady Bird Johnson

Mirror, Mirror
When I look in a mirror, I see my face.
And all of my parts are in their place.
I have one mouth, two ears, two eyes,
And one nose in the middle—just the right size!

KIDS' QUOTES
As a fly flew near her, a Pre-K child
requested, "Can you give me the fly
whipper?"
When a Toddler's Dad came to pick
her up, she complained, "I have
sandbox in my feet!"


Snip, Snip, Snip
Open and shut,
open and shut.
That's the way we cut,
cut, cut.
The fingers are on the bottom.
The thumb is on the top.
Do not let the paper drop.
Open and shut, open and shut.
That's the way we cut, cut, cut..

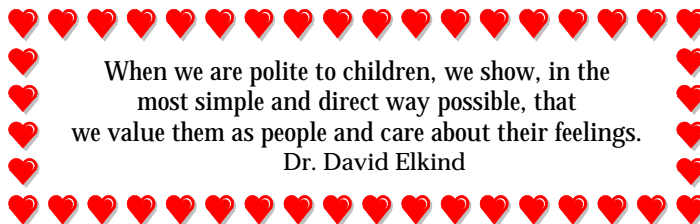


What Will I Do?
I'll have fun at Preschool.
My friends and I will play.
And before I go home,
I'll paint a picture today!
Substitute other activities for the
one in bold print; sugg: Mold with
clay, sing a song, build with blocks,
hear a story, etc.



Plenty of Parts
(Tune: Did You Ever See a Lassie?)
Can you name the different parts of an apple, an apple?
Can you name the different parts of an apple for me?
Oh, this is the skin; yes, this is the skin.
Can you name the different pasts of an apple for me?

This is What I Can Do
 This is what I can do.
You can do it, too!
This is what I can do.
Now I pass it on to you.

 When we are polite to children, we show, in the
most simple and direct way possible, that
we value them as people and care about their feelings.
Dr. David Elkind

Singing the Senses
(Tune: Bingo)
We use five senses everyday
To help us learn and play.
See, hear, smell, touch, taste
See, hear, smell, touch, taste
See, hear, smell, touch, taste
We do these everyday!

Who Are You?
(Tune: "Row Your Boat")
Who, who, who are you?
It would be so fine
If you tell me what your name is,
I will tell you mine!

Apples
Apples are so good to eat.
To have one is a special treat.
Red, green, yellow, too.
All of them are good for you!



An Apple Surprise
Way up high in the apple tree,
A little brown worm smiled at me.
I winked my eye,
And what do you suppose?
A shiny, red apple dropped on my nose!

What Will I Do?
Everyone clean up
Everyone clean up
Heigh-ho, way to go!
Everyone, clean up!